


Name: _____



English


Q.1 Write capital cursive from *A* to *Z*.



The image shows a handwriting practice sheet with a grid of lines. In the top right corner, there is a box with the text 'Page No.:' and 'Date:'. To the right of this box is a logo with the word 'youva' and a stylized arrow pointing to the right.



















Q.2 Write small cursive from *a* to *z*.

	
---	---

Page No.:	
Date:	

The main body of the page consists of 20 horizontal lines for handwriting practice, with a vertical red margin line on the left side.

Q.3 Circle the picture on each line that has the same meaning as the word.

cat			
den			
pin			
box			
run			
dot			

Q.4 Draw a line connecting the letter to the name of each picture. Then write the letter in the blanks.

	oo <u> </u> n	<input type="text" value="r"/>
	o <u> </u> cket	<input type="text" value="a"/>
	ta <u> </u> r	<input type="text" value="m"/>
	li <u> </u> n	<input type="text" value="s"/>

भाषिक कौशल



आओ व्यंजन लिखें—



क

अ



ख

ट



ग



र



घ



ड

ण



ढ



च

फ



ज



झ



ब



भ



ष



स



ह



व



श



ष



प



फ



ड



ण



त



थ



द



ध



न



प



य



र



ल



ळ



व

पहचानो और जोड़ो



शक्कर, गुब्बारा,
कुत्ता, पत्ता,
अनाज,
बिल्ली



सही स्वर का मात्रा से मिलान करो-

अधीर

(ि)

आम

(T)

बुखार

(े)

ओखली

(T)

शिकार

(T)

मौसा

(.)

दिए गए चित्रों के नाम लिखो। (सही पहचान)



Q.1 Draw a line to match the picture to the correct word :

The Five Senses

Hear



eye

See



nose

Smell



ear

Taste



tongue

Touch



Hand

Q.2 Rearrange the letters to find the names of body parts :

1. rea _____

3. gel _____

2. ahnd _____

4. cnek _____

Q.3 Look at the image given below and draw a line to match the given words:

PARTS OF THE BODY



Q.4 Fill in the blanks:

- 1 We can run with this part of body _____
- 2 Total number of fingers in one hand _____
- 3 We can see anything with this body part _____
- 4 We can lift any objects with this body parts _____

Maths

Q.1 Write the missing numbers.

1		3		5		7		9	
	12			15			18		

Q.2 Identify the number from the number name.

i) Eight = _____ ii) Fourteen = _____

iii) Three = _____ iv) Twenty = _____

Q.3 Put the sign $>$, $<$ or $=$ in the box.

i) 12 10 ii) 6 8 iii) 3 13

iv) 15 15 v) 11 16 vi) 20 20

Q.4 Circle the greatest number.

i)

3	5
12	9

ii)

19	11
10	13

Q.5 Circle the smallest number.

i)

6	2
8	1

ii)

12	14
20	16

Q.6 Fill in the blanks by writing the numeral that comes in between:

i) 2 _____ 4 ii) 16 _____ 18 iii) 11 _____ 13

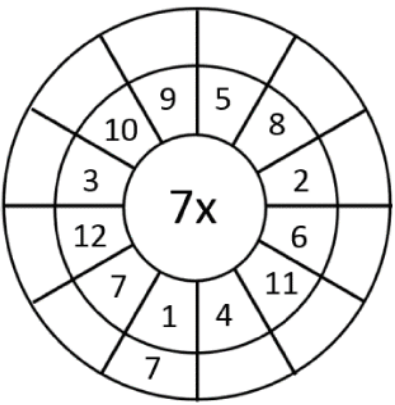
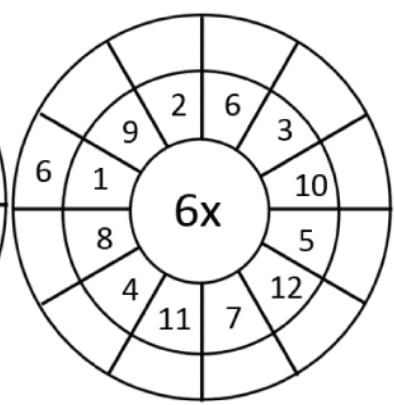
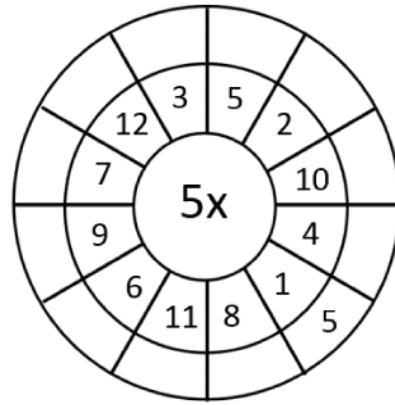
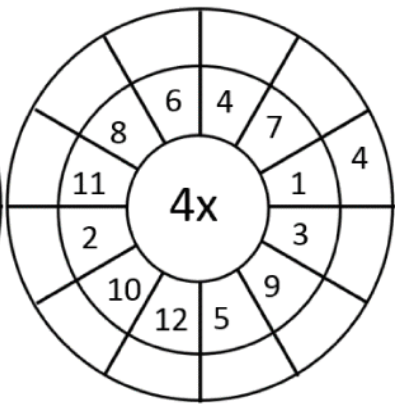
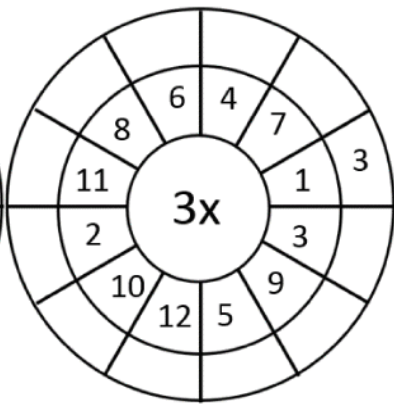
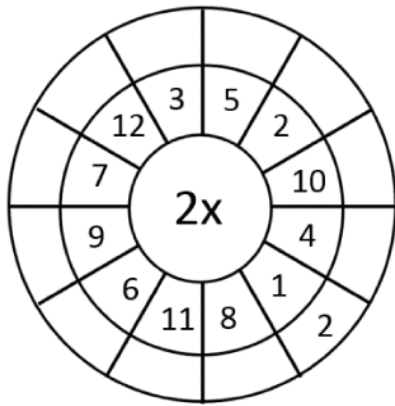
iv) 8 _____ 10 v) 17 _____ 19 vi) 5 _____ 7

Q.7 Identify the number and write the number name.

i) 12 = _____ ii) 7 = _____

iii) 9 = _____ iv) 15 = _____

Q.8 Write the tables from 2 to 7 in the given circle.



Q.9 Match the following.




5



2



3



1

